

GKS 035

Long-stroke Test Probe for dual-Stage Fixtures

Grid:


≥ 1,91 mm

≥ 75 Mil


Installation Height: 14,2/16,7/19,7 mm/var. (.559/ .657/ .776)

Recommended Stroke: 8,0 mm (.315)

Mounting and Functional Dimensions

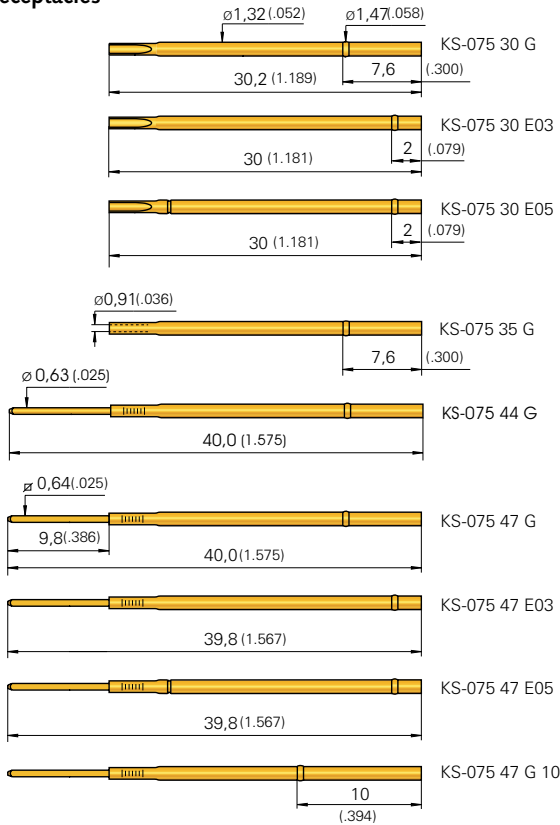


GKS-035



GKS-035 ... L

Receptacles



Mechanical Data

Working Stroke: 8,0 mm (.315)
Maximum Stroke: 10,0 mm (.394)
Spring Force at Work. Stroke: 1,2 N (4.3oz)

Electrical Data

Current Rating: 3 - 4 A
R_i typical: < 20 mΩ

Materials

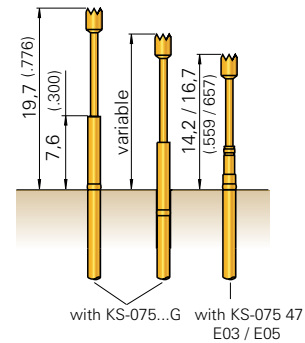
Plunger: BeCu or Steel, gold-plated
Barrel: Nickel-Silver or Bronze, gold-plated
Spring: Steel, gold-plated
Receptacles: Nickel-Silver, gold-plated

Mounting Hole Size

see Probe series GKS-075, Page 25

Available Tip Styles

Material	Tip Style	Plating	Further Versions	
			∅	∅ (inch)
3 06		A	∅ 1,15 (.045)	
2 07		A	∅ 1,15 (.045)	
2 14		A	∅ 1,15 (.045)	0,64 (.025)
2 91		A	∅ 0,64 (.025)	



Collar Height and Installation Height

To adjust the Installation Height Receptacles with a Press-ring are used.

Designation	Installation Height
KS-075 ... E03	14,2 mm/var. (.559)
KS-075 ... E05	16,7 mm/var. (.657)
KS-075 ... G	19,7 mm/var. (.776)

Note:

For Test Probes series GKS-035 Receptacles of the series KS-075 are used (see Page 27).

Ordering Example

	Series	Tip Material 2 = Steel 3 = BeCu	Tip Style	Tip Diameter (1/100 mm)	Plating A = Gold	Spring Force (dN)	Collar Height (mm)	Special Designation
Test Probe with total Length 36,8 mm (1.449):	G K S	0 3 5	2 1 4	1 1 5	A	1 2	0 0	
Test Probe with total Length 38,8 mm (1.528):	G K S	0 3 5	2 9 1	0 6 4	A	1 2	0 0	L
Receptacles with Wire-Wrap post:	K S - 0 7 5 4 7 E 0 3		K S - 0 7 5 4 7 E 0 5		K S - 0 7 5 4 7 G			
Receptacles:	K S - 0 7 5 3 0 G		K S - 0 7 5 3 5 G					